

## Lung Cancer Clinical Trials in Georgia

Cancer is a major health problem that affects the lives of many Georgians. With 5,780 new cases of lung cancer diagnosed annually, lung cancer is the most commonly diagnosed cancer in Georgia<sup>1</sup>.

Georgia has developed a Lung Cancer Working Group to offer easy access to state-of-the-art comprehensive care, using education, prevention, and cutting edge clinical research to expand the treatment options for all lung cancer patients. Two lung cancer clinical trials vetted by the group are expected to open in multiple community and academic sites.

### Lung Cancer in Georgia

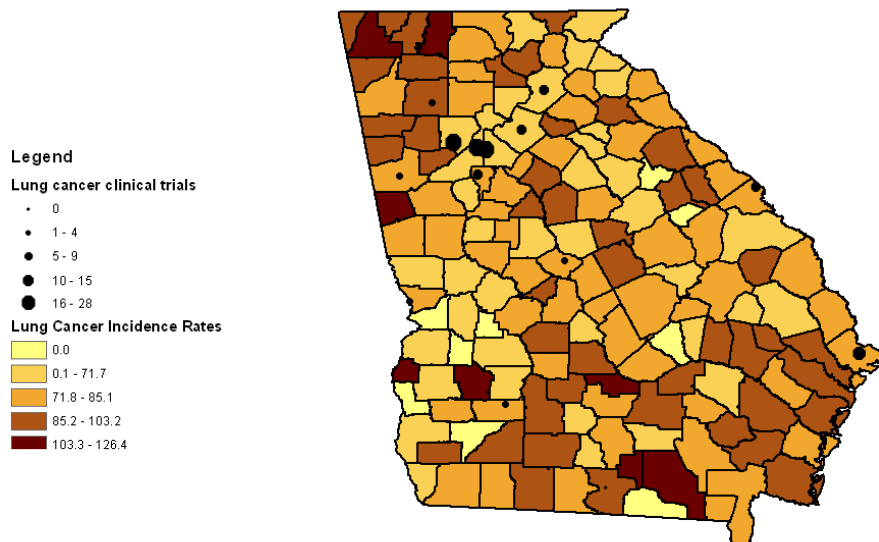
- Lung cancer accounts for 16 percent of all cancer diagnoses in Georgia<sup>1</sup>.
- Lung cancer deaths account for 30 percent of all cancer deaths in Georgia<sup>1</sup>.

### Most Impacted Areas in Georgia

- South, east, and northwest Georgia have a significantly higher rate of new lung cancer cases and lung cancer death rates than the state rate<sup>3</sup>.

Figure 1

Lung Cancer Clinical Trials and Lung Cancer Incidence Rate (2000-2004), by County



### Fast Facts

- Most commonly diagnosed cancer in GA
- 36 lung protocols available at 30 sites across the state
- 75% of all lung trials are phases II and III studies

### Clinical Trials in Georgia

- According to Georgia Cancer Trials, there are 36 active lung cancer protocols in the state.
- The protocols are offered at 30 sites across the state.
- The active protocols are comprised of 30 “treatment”, 1 “prevention, 1 “supportive care” and 4 “other” trials (see figure 2 below).
- Most of the lung cancer protocols are phase 2 and 3 trials (see figure 3 below).
- Approximately 70 percent of the active lung cancer protocols are Non-Small Cell Lung Cancer (NSCLC). Please see figure 4 to view treatment courses for NSCLC by stage in Georgia<sup>4</sup>.
- A search for the trials can be conducted through the Georgia Cancer Trials database, at [www.GeorgiaCancerTrials.org](http://www.GeorgiaCancerTrials.org).

Figure 2

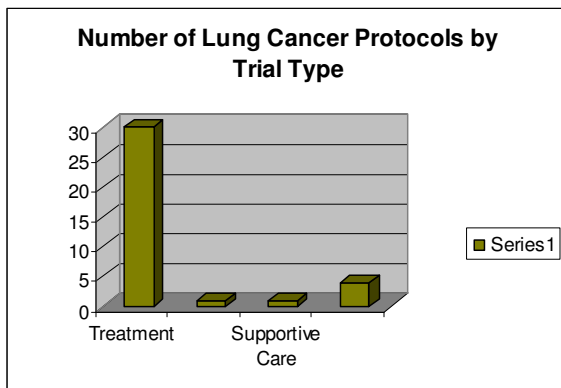
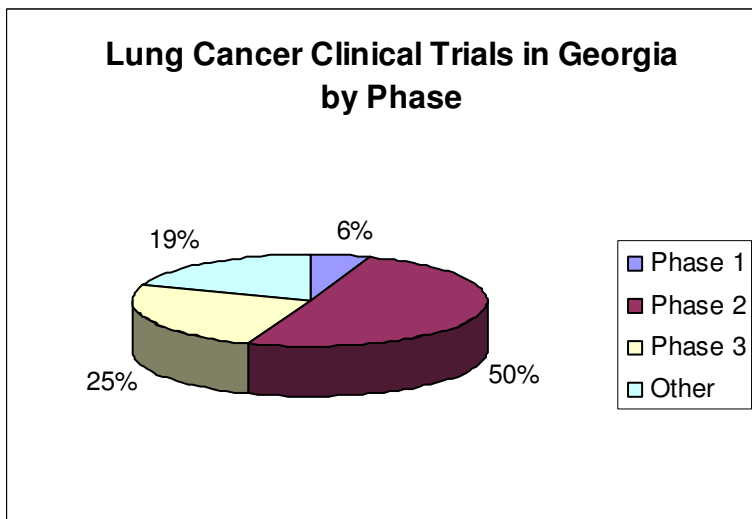


Figure 3



**Figure 4**

| Treatment Course- NSLC Georgia 2003 |           |              |              |                     |            |                       |    | TOTAL | No 1st Course Rx |
|-------------------------------------|-----------|--------------|--------------|---------------------|------------|-----------------------|----|-------|------------------|
| Surg. Only                          | Rad. Only | Surg. & Rad. | Rad. & Chem. | Surg., Rad. & Chem. | Chem. Only | Other Specified Ther. |    |       |                  |
| <b>I</b>                            | 436       | 73           | 15           | 36                  | 12         | 13                    | 23 | 83    | 691              |
| <b>II</b>                           | 82        | 28           | 16           | 28                  | 20         | 9                     | 12 | 28    | 223              |
| <b>III</b>                          | 52        | 132          | 18           | 277                 | 40         | 97                    | 31 | 167   | 814              |
| <b>IV</b>                           | 26        | 272          | 9            | 236                 | 6          | 210                   | 29 | 323   | 1111             |

1. Georgia Department of Human Resources. 2004. "Georgia Cancer Data Report," at <http://health.state.ga.us/pdfs/chronic/cancer/CancerDataReport2004.pdf>.
2. American Cancer Society. 2006. "Cancer Facts and Figures 2006," at <http://www.cdc.gov/cancer/prostate/prostate.htm>.
3. Georgia Department of Human Resources. 2006. OASIS GIS Mapping, at <https://www.itos.uga.edu/dpghis/cancermapping.asp>.
4. ©Commission on Cancer, American College of Surgeons. NCBDB Benchmark Reports, vl.1. Chicago, IL, 2002.